

COUNTY COUNCILLOR'S REPORT
TO CAMPSEA ASHE, MELTON, PETTISTREE, RENDLESHAM;
UFFORD, AND WICKHAM MARKET PARISH COUNCILS
JANUARY 2013

PLUS DISTRICT COUNCILLOR'S NOTES
(FOR MELTON; PETTISTREE AND UFFORD)

My theme this month is primary school education. I attach a new table that sets out the results of attainment at "Key Stage at our primary schools in Suffolk, from which you will be able to see how our schools in Melton (2), Rendlesham, and Wickham Market have done.

The children that were tested reached the age of 11 between 1 Sep 11 and 31 Aug 12. I do not know why the word "key" is used but suspect that the word crept in because no civil servant or public official is capable of writing anything without it. (Rather like strategic, overarching, and so on.) Anyway, I know of no evidence that results at this age necessarily determine progress later although there is some evidence to suggest that a Level 4 in maths and English is linked to securing 5 A*-C GCSEs including Maths & English at age 16. There is a view that a child that has no interest in learning at 11 will not find it easy to change.

Although you will notice that although Lowestoft did badly, I have been told that there has been an overall improvement there owing to the change from 3 to 2 tier. The County Council is continuing with this programme.

Of course, there is considerable turbulence these days while the concept of academies is being introduced, and there is no consensus about their merits, but as they are introduced, the County Council is effectively removed from even the limited supervision that it was previously permitted to exercise. Essentially SCC could only exercise "persuasion" unless a poorly performing school descended to that level where "special measures" were required. In other words early intervention was (and still is) not allowed.


Another curiosity to my mind is the absence of reliable correlation between Ofsted reports and exam results. But the biggest single factor is probably a combination of school management and teacher skill as I see things. As it is, our country is sliding down the international league tables. I think that there should be far greater emphasis on staff skill examination and on what follows from that.

Michael Bond



| | | | | | | | |
|-------------------------------------|--|-----|-----|-----|-----|-----|-----|
| England - all schools | | 79% | 74% | 73% | 72% | 89% | 87% |
| England - state funded schools only | | 79% | 74% | 73% | 72% | 89% | 87% |
| Local Authority | | 74% | 69% | 68% | 66% | 84% | 80% |

| Name of School | Type | Percentage of Children achieving Level 4 in both Maths & English | | | | % making expected progress | | Locality | Division | Rank |
|--------------------------------------|-----------------------------|--|------|------|------|----------------------------|-------|------------------|----------------|------|
| | | 2012 | 2011 | 2010 | 2009 | English | Maths | | | |
| Bentley CEVC Primary | Voluntary Controlled School | SUPP | 89% | SUPP | SUPP | SUPP | SUPP | | Samford | |
| Cavendish CEVC Primary | Voluntary Controlled School | SUPP | NA | NA | NA | SUPP | SUPP | | Clare | |
| Hartest CEVC Primary | Voluntary Controlled School | SUPP | NA | NA | NA | SUPP | SUPP | | Melford | |
| Orford CEVA Primary | Voluntary Aided School | SUPP | SUPP | 79% | 45% | SUPP | SUPP | | Wilford | |
| Somerleyton Primary | Community School | SUPP | NA | NA | NA | SUPP | SUPP | Lowestoft | Oulton | |
| Somersham Primary | Community School | SUPP | 63% | 69% | SUPP | SUPP | SUPP | | Bosmere | |
| Stoke Ash Primary | Community School | SUPP | 67% | 55% | SUPP | SUPP | SUPP | | Upper Gipping | |
| Waldringfield Primary | Community School | SUPP | 92% | SUPP | 86% | SUPP | SUPP | | Martlesham | |
| Whatfield CEVC Primary | Voluntary Controlled School | SUPP | SUPP | NA | SUPP | SUPP | SUPP | | Cosford | |
| All Saints CEVA Primary | Voluntary Aided School | 100% | 100% | 100% | 100% | 94% | 100% | Laxfield | Hoxne & Eye | 1 |
| Beacon Hill Primary | Community School | 100% | 73% | 65% | 68% | 82% | 82% | Martlesham | Martlesham | 1 |
| Birchwood Primary | Community School | 100% | 81% | 66% | 87% | 100% | 100% | Martlesham Heath | Martlesham | 1 |
| Chelmondiston CEVC | Voluntary Controlled School | 100% | 86% | 92% | 93% | 100% | 100% | | Peninsula | 1 |
| Clare Primary | Community School | 100% | NA | NA | NA | 95% | 95% | | Clare | 1 |
| Earl Soham Primary | Community School | 100% | 83% | 91% | SUPP | 100% | 100% | | Carlford | 1 |
| Henley Primary | Community School | 100% | 71% | 100% | 86% | 100% | 100% | | Gipping Valley | 1 |
| Hintlesham & Chattisham CEVC Primary | Voluntary Controlled School | 100% | 100% | 100% | SUPP | 100% | 100% | | Belstead Brook | 1 |
| Kersey CEVC Primary | Voluntary Controlled School | 100% | 100% | SUPP | SUPP | SUPP | SUPP | | Cosford | 1 |
| Sproughton CEVC Primary | Voluntary Controlled School | 100% | 81% | 67% | 79% | 85% | 100% | | Belstead Brook | 1 |
| St Edmund's CEVA Primary | Voluntary Aided School | 100% | 82% | IA | 92% | 100% | 92% | Bungay | Bungay | 1 |

| | | | | | | | | | | |
|----------------------------------|-----------------------------|------|------|------|------|------|------|-----------------|-------------------------|----|
| St Marks VA Primary | Voluntary Aided School | 100% | 94% | 97% | 87% | 100% | 100% | Ipswich | Chantry | 1 |
| St Mary's CEVA Primary | Voluntary Aided School | 100% | 93% | 100% | 93% | 100% | 100% | Woodbridge | Woodbridge | 1 |
| Tattingstone CEVC Primary | Voluntary Controlled School | 100% | 83% | SUPP | 100% | 100% | 100% | | Peninsula | 1 |
| Wetheringsett CEVC Primary | Voluntary Controlled School | 100% | 100% | 92% | SUPP | 100% | 100% | Debenham | Upper Gipping | 1 |
| Stonham Aspel CEVA Primary | Voluntary Aided School | 97% | 65% | 76% | 74% | 97% | 97% | | Thredling | 16 |
| Mellis CEVC Primary | Voluntary Controlled School | 96% | 100% | 95% | 96% | 95% | 95% | | Hartismere | 17 |
| Kyson Primary | Community School | 94% | 80% | 76% | 66% | 100% | 93% | Woodbridge | Woodbridge | 18 |
| Bealings | Community School | 93% | 85% | IA | 75% | 100% | 93% | | Carlford | 19 |
| St John's CEVA Primary | Voluntary Aided School | 93% | 93% | 93% | 83% | 97% | 90% | Ipswich | Rushmere | 19 |
| St Margaret's CEVA Primary | Voluntary Aided School | 93% | 93% | 90% | 77% | 92% | 96% | Ipswich | St Margarets & Westgate | 19 |
| St Mary's CEVA Primary | Voluntary Aided School | 93% | 100% | 90% | 93% | 97% | 100% | Ipswich | Rushmere | 19 |
| Wilby CEVC Primary | Voluntary Controlled School | 93% | 77% | 75% | 90% | 100% | 100% | | Hoxne & Eye | 19 |
| Brooklands Primary | Community School | 92% | 84% | 80% | 69% | 97% | 94% | Brantham | Peninsula | 24 |
| Bedfield CEVC Primary | Voluntary Controlled School | 91% | SUPP | 91% | SUPP | 90% | 100% | | Thredling | 25 |
| Broke Hall Primary | Community School | 91% | 80% | 85% | 81% | 84% | 89% | Ipswich | Kesgrave & Rushmere | 25 |
| Charsfield CEVC Primary | Voluntary Controlled School | 91% | 57% | 73% | SUPP | 90% | 90% | | Carlford | 25 |
| Copdock Primary | Community School | 91% | 82% | SUPP | SUPP | 100% | 100% | | Belstead Brook | 25 |
| Dale Hall Primary | Community School | 91% | 78% | 77% | 85% | 89% | 93% | Ipswich | St Margaets & Westgate | 25 |
| Sir Robert Hicham's CEVA Primary | Voluntary Aided School | 91% | 86% | 81% | 80% | 93% | 97% | Debenham | Thredling | 25 |
| Witnesham Primary | Community School | 91% | 85% | 75% | 72% | 91% | 82% | | Carlford | 25 |
| Bawdsey CEVC Primary | Voluntary Controlled School | 90% | 73% | SUPP | 76% | 100% | 100% | | Wilford | 32 |
| St Botolph's CEVC Primary | Voluntary Controlled School | 90% | 82% | 76% | 54% | 100% | 100% | Botesdale | Hartismere | 32 |
| Woodbridge Primary | Community School | 90% | 86% | 72% | 63% | 93% | 97% | Woodbridge | Wickham | 32 |
| Kingsfleet Primary | Community School | 89% | 76% | 0% | 80% | 89% | 89% | Felixstowe | Felixstowe Coastal | 35 |
| Heath Primary | Community School | 88% | 83% | 81% | 72% | 95% | 92% | Kesgrave | Kesgrave & Rushmere | 36 |
| Holbrook Primary | Community School | 88% | 83% | 88% | 77% | 92% | 92% | | Peninsula | 36 |
| St Louis VA Middle | Voluntary Aided School | 88% | 81% | 65% | 76% | 88% | 90% | Bury St Edmunds | Tower | 36 |

| | | | | | | | | | | |
|-----------------------------------|---|-----|------|------|------|------|------|-----------------|-------------------------|----|
| Colneis Junior | Community School | 87% | 78% | 76% | 74% | 86% | 86% | Felixstowe | Felixstowe Coastal | 39 |
| Gislingham CEVC Primary | Voluntary Controlled School | 87% | 100% | 60% | 79% | 100% | 93% | | Hartismere | 39 |
| Grundisburgh Primary | Community School | 87% | 89% | 80% | 80% | 100% | 93% | Woodbridge | Carlford | 39 |
| Occold Primary | Community School | 86% | 63% | SUPP | SUPP | 86% | 86% | | Upper Gipping | 42 |
| St Mary's VA Primary | Voluntary Aided School | 86% | 86% | 73% | 70% | 89% | 96% | Lowestoft | Lowestoft S | 42 |
| Halifax Primary | Community School | 85% | 78% | 59% | 71% | 93% | 93% | Ipswich | Bridge | 44 |
| Shotley Primary | Community School | 85% | 58% | 83% | 65% | 92% | 85% | | Peninsula | 44 |
| Springfield Junior | Community School | 85% | 88% | 68% | 72% | 90% | 96% | Ipswich | St Margarets & Westgate | 44 |
| Stradbroke CEVC Primary | Voluntary Controlled School | 85% | 64% | 93% | 75% | 95% | 95% | | Hoxne & Eye | 44 |
| Britannia Primary | Community School | 83% | 87% | 83% | 88% | 93% | 89% | Ipswich | St John's | 48 |
| Palgrave CEVC Primary | Voluntary Controlled School | 83% | 86% | SUPP | SUPP | 100% | 83% | | Hartismere | 48 |
| St Matthew's CEVA Primary | Voluntary Aided School | 83% | 56% | 81% | 73% | 94% | 88% | Ipswich | Chantry | 48 |
| Wortham Primary | Community School | 83% | 75% | SUPP | 50% | 83% | 100% | | Hartismere | 48 |
| Capel St Mary CEVC | Voluntary Controlled School | 82% | 83% | 70% | 64% | 87% | 74% | | Samford | 52 |
| Place Farm Primary |  Foundation School | 82% | NA | NA | NA | 95% | 92% | Haverhill | Haverhill Cangle | 52 |
| St Edmund's Primary | Community School | 82% | 56% | 71% | SUPP | 90% | 80% | Eye | Hoxne & Eye | 52 |
| St Peter & St Paul CEVA Primary | Voluntary Aided School | 82% | 97% | 59% | 79% | 85% | 96% | Eye | Hoxne & Eye | 52 |
| Trimley St Martin Primary | Community School | 82% | 74% | 50% | 62% | 94% | 88% | | Felixstowe N & Trimleys | 52 |
| Bramford CEVC Primary | Voluntary Controlled School | 81% | 80% | IA | 86% | 88% | 79% | | Gipping Valley | 57 |
| Handford Hall Primary | Community School | 81% | 57% | 65% | 50% | 100% | 95% | Ipswich | St Margarets & Westgate | 57 |
| Needham Market Middle | Community School | 81% | 78% | 66% | 79% | 85% | 83% | | Bosmere | 57 |
| Pakefield Primary | Community School | 81% | NA | NA | NA | 88% | 79% | | Pakefield | 57 |
| Sandlings Primary | Community School | 81% | 67% | 38% | 31% | 88% | 88% | RAF Woodbridge | Wilford | 57 |
| Stoke by Nayland Middle | Community School | 81% | 79% | 83% | 81% | 81% | 76% | | Stour Valley | 57 |
| Sir Robert Hitcham's CEVA Primary | Voluntary Aided School | 80% | 76% | 93% | 78% | 91% | 89% | Framlingham | Framlingham | 63 |
| St James CEVA Middle | Voluntary Aided School | 80% | 73% | 77% | 73% | 88% | 82% | Bury St Edmunds | Eastgate & Morton Hall | 63 |

| | | | | | | | | | | |
|----------------------------|-----------------------------|-----|------|------|------|------|------|-------------|-------------------------|----|
| Trimley St Mary Primary | Community School | 80% | 75% | 75% | 75% | 92% | 90% | | Felixstowe N & Trimleys | 63 |
| Fressingfield CEVC Primary | Voluntary Controlled School | 79% | 76% | 85% | 75% | 89% | 74% | | Hoxne & Eye | 66 |
| Hadleigh Primary | Community School | 79% | 65% | IA | 75% | 94% | 90% | Hadleigh | Hadleigh | 66 |
| Meadow Primary | Community School | 79% | NA | NA | NA | 76% | 72% | Lowestoft | Lowestoft S | 66 |
| St Mary's CEVA Primary | Voluntary Aided School | 79% | 58% | IA | 77% | 85% | 92% | Hadleigh | Hadleigh | 66 |
| St Pancras VA Primary | Voluntary Aided School | 79% | 79% | 77% | 59% | 86% | 89% | Ipswich | Whitehouse & Whitton | 66 |
| Wickhambrook Primary | Community School | 79% | NA | NA | NA | 93% | 86% | | Clare | 66 |
| Woods Loke Primary | Community School | 79% | NA | NA | NA | 89% | 90% | Lowestoft | Oulton | 66 |
| Bacton Middle | Community School | 78% | 75% | 69% | 74% | 83% | 81% | | Thedwastre North | 73 |
| Hundon Primary | Community School | 78% | NA | NA | NA | 100% | 88% | | Clare | 73 |
| Ixworth Middle | Community School | 78% | 68% | IA | 74% | 90% | 85% | | Blackbourn | 73 |
| Morland Primary | Community School | 78% | 71% | 79% | 55% | 91% | 91% | Ipswich | Gainsborough | 73 |
| St Helen's Primary | Community School | 78% | 80% | 81% | 91% | 91% | 86% | Ipswich | St Helens | 73 |
| Willows Primary | Community School | 78% | 85% | 64% | 82% | 89% | 100% | Ipswich | Chantry | 73 |
| Beaumont Primary | Community School | 77% | 82% | 81% | 58% | 75% | 92% | Hadleigh | Hadleigh | 73 |
| Cliff Lane Primary | Community School | 77% | 63% | 74% | 82% | 95% | 74% | Ipswich | Gainsborough | 73 |
| East Bergholt CEVC Primary | Voluntary Controlled School | 77% | 80% | 83% | 81% | 79% | 90% | | Samford | 73 |
| Hardwick Middle | Community School | 77% | 78% | 65% | 67% | 85% | 74% | Bury St Eds | Hardwick | 73 |
| Nacton Primary | Voluntary Controlled School | 77% | 86% | 92% | 73% | 100% | 75% | | Matlesham | 73 |
| St Felix VA Primary | Voluntary Aided School | 77% | NA | NA | NA | 90% | 74% | Haverhill | Haverhill Cangle | 73 |
| Stutton CEVC Primary | Voluntary Controlled School | 77% | SUPP | SUPP | 100% | 92% | 83% | | Peninsula | 73 |
| Wickham Market Primary | Community School | 77% | 62% | 64% | 63% | 97% | 90% | | Wickham | 73 |
| Blackbourne CEVC Middle | Voluntary Controlled School | 76% | 73% | 58% | 68% | 89% | 77% | Stanton | Blackbourn | 87 |
| Burton End Primary | Community School | 76% | NA | NA | NA | 81% | 79% | Haverhill | Haverhill Cangle | 87 |
| Rendlesham Primary | Community School | 76% | 67% | 70% | 59% | 95% | 76% | | Wickham | 87 |
| Beccles Middle | Community School | 75% | 52% | 72% | 61% | 81% | 70% | | Beccles | 90 |
| Coupals Primary | Community School | 75% | NA | NA | NA | 91% | 91% | Haverhill | Haverhill E & Kedington | 90 |
| Horringer Court Middle | Academy - Converter | 75% | 62% | 63% | 62% | 73% | 79% | Bury St Eds | Hardwick | 90 |

| | | | | | | | | | | |
|--------------------------|--|-----|-----|-----|-----|------|------|-----------------|---------------------------|-----|
| Ranelagh Primary | Community School | 75% | 54% | 48% | 58% | 82% | 100% | Ipswich | Chantry | 90 |
| Bildeston Primary | Community School | 74% | 63% | 81% | 56% | 82% | 76% | | Cosford | 94 |
| Blundeston CEVC Primary | Voluntary Controlled School | 73% | NA | NA | NA | 88% | 73% | Lowestoft | Oulton | 95 |
| Clifford Road Primary | Community School | 73% | 71% | 77% | 57% | 85% | 95% | Ipswich | St Helens | 95 |
| Combs Middle | Community School | 73% | 61% | 76% | 62% | 80% | 84% | Stowmarket | Stowmarket S | 95 |
| Easton Primary | Community School | 73% | 73% | 89% | 73% | 92% | 85% | | Carlford | 95 |
| Eyke CEVC Primary | Voluntary Controlled School | 73% | 79% | 75% | 53% | 73% | 82% | Woodbridge | Wilford | 95 |
| Kedington Primary | Community School | 73% | NA | NA | NA | 91% | 73% | | Haverhill E & Kedington | 95 |
| Rushmere Hall Primary | Community School | 73% | 76% | 60% | 43% | 91% | 93% | Ipswich | Rushmere | 95 |
| Beyton Middle | Community School | 72% | 69% | 78% | 80% | 81% | 79% | | Thedwastre South | 102 |
| Cedarwood Primary | Community School | 72% | 78% | 90% | 72% | 88% | 79% | Kesgrave | Kesgrave & Rushmere | 102 |
| Gorseland Primary | Community School | 72% | 72% | 74% | 77% | 79% | 77% | Kesgrave | Kesgrave & Rushmere | 102 |
| Melton Primary | Community School | 72% | 67% | 69% | 70% | 83% | 83% | | Wickham | 102 |
| Sprites Primary | Community School | 72% | 67% | 79% | 59% | 85% | 79% | Ipswich | Chantry | 102 |
| Stowmarket Middle | Community School | 72% | 69% | 71% | 66% | 88% | 83% | | Stowmarket N & Stowupland | 102 |
| Carlton Colville Primary | Community School | 71% | NA | NA | NA | 87% | 76% | Lowestoft | Kessingland & Southwold | 108 |
| Elmsett CEVC Primary | Voluntary Controlled School | 71% | 73% | 82% | 85% | SUPP | SUPP | | Cosford | 108 |
| Langer Primary Academy | Community School | 71% | 68% | 35% | 28% | 88% | 94% | Felixstowe | Felixstowe Coastal | 108 |
| Oaks Primary | Community School | 71% | 68% | 57% | 34% | 91% | 97% | Ipswich | Chantry | 108 |
| Oulton Broad Primary | Community School | 71% | NA | NA | NA | 90% | 64% | Lowestoft | Oulton | 108 |
| Poplars Primary |  Community School | 71% | NA | NA | NA | 84% | 75% | Lowestoft | Gunton | 108 |
| Worlingham Middle | Community School | 71% | 69% | 85% | 73% | 77% | 83% | | Beccles | 108 |
| Dell Primary | Community School | 70% | NA | NA | NA | 73% | 63% | Lowestoft | Lowestoft S | 115 |
| Leiston Middle |  Community School | 70% | 55% | 46% | 60% | 68% | 75% | | Aldeburgh & Leiston | 115 |
| Scaltback Middle | Community School | 70% | 77% | 73% | 68% | 84% | 76% | | Exning & Newmarket | 115 |
| Westley Middle | Academy - Converter | 70% | 76% | 68% | 73% | 84% | 66% | Bury St Edmunds | Tower | 115 |

| | | | | | | | | | | |
|---------------------------|-----------------------------|-----|------|------|------|------|------|------------|-----------------------|-----|
| Whitton Primary | Community School | 70% | 50% | 39% | 70% | 82% | 91% | Ipswich | Whitehouse & Whitton | 115 |
| Bungay Middle | Community School | 69% | 70% | 65% | 51% | 84% | 82% | Bungay | Bungay | 120 |
| Grange Primary | Community School | 69% | 41% | 61% | 25% | 81% | 73% | Felixstowe | Felixstowe Coastal | 120 |
| Gunton Primary | Community School | 69% | NA | NA | NA | 79% | 71% | Lowestoft | Gunton | 120 |
| College Heath Middle | Community School | 68% | 75% | 58% | 72% | 91% | 93% | Mildenhall | Mildenhall | 123 |
| Riverside Middle | Community School | 68% | 62% | IA | 65% | 84% | 77% | Mildenhall | Mildenhall | 123 |
| Claydon Primary | Community School | 67% | 72% | 77% | 75% | 92% | 83% | | Gipping Valley | 125 |
| Clements Primary | Community School | 67% | NA | NA | NA | 93% | 74% | Haverhill | Haverhill Cangle | 125 |
| Glemsford Primary | Community School | 67% | NA | NA | NA | 67% | 83% | | Melford | 125 |
| Halesworth Middle | Community School | 67% | 66% | 74% | 59% | 66% | 72% | | Halesworth | 125 |
| Mendham Primary | Community School | 67% | SUPP | IA | SUPP | 100% | 83% | | Hoxne & Eye | 125 |
| Sidegate Primary | Community School | 67% | 60% | IA | 66% | 85% | 67% | Ipswich | Rushmere | 125 |
| Whitehouse Primary | Community School | 67% | 57% | 59% | NA | 94% | 85% | Ipswich | Whitehouse & Whitton | 125 |
| All Saints CEVC Middle | Voluntary Controlled School | 66% | 76% | 51% | 67% | 91% | 81% | Sudbury | Sudbury | 132 |
| Uplands Middle | Community School | 66% | 61% | 59% | 68% | 90% | 68% | Sudbury | Sudbury | 132 |
| Castle Hill Junior | Community School | 65% | 68% | 69% | 67% | 63% | 63% | Ipswich | Whitehouse & Whitton | 134 |
| Saxmundham Middle | Community School | 65% | 68% | 48% | 69% | 79% | 71% | | Blything | 134 |
| Helmingham Primary | Community School | 64% | 100% | 82% | 93% | 100% | 90% | | Thredling | 136 |
| Pipers Vale Primary | Community School | 64% | 51% | 58% | 51% | 91% | 76% | Ipswich | Gainsborough | 136 |
| Stratford St Mary Primary | Community School | 64% | 75% | SUPP | SUPP | 100% | 70% | | Samford | 136 |
| Elm Tree Primary | Community School | 63% | SUPP | NA | NA | 89% | 78% | Lowestoft | Lowestoft S | 139 |
| Grove Primary | Community School | 63% | NA | NA | NA | 81% | 72% | Lowestoft | Pakefield | 139 |
| Hollesley Primary | Community School | 63% | 75% | SUPP | SUPP | 88% | 63% | Woodbridge | Wilford | 139 |
| Otley Primary | Community School | 63% | 71% | SUPP | 67% | 88% | 100% | | Carlford | 139 |
| St Benet's VA Primary | Voluntary Aided School | 63% | 70% | IA | 73% | 88% | 75% | Beccles | Beccles | 139 |
| Breckland Middle | Community School | 62% | 56% | 57% | 63% | 79% | 65% | Brandon | Brandon | 144 |
| Gusford Primary | Community School | 62% | 66% | 63% | 59% | 82% | 81% | Ipswich | Chantry | 144 |
| Hillside Primary | Community School | 62% | 50% | 68% | 60% | 84% | 92% | Ipswich | Bridge | 144 |
| St Felix CEVC Middle | Voluntary Controlled | 62% | 83% | 63% | 54% | 75% | 70% | Newmarket | Newmarket & Red Lodge | 144 |

| | School | | | | | | | | | |
|--------------------------------|-----------------------------|-----|-----|------|------|------|-----|-----------------|-------------------------|-----|
| Murrayfield Primary | Community School | 61% | 68% | 73% | 30% | 61% | 82% | Ipswich | Priory Heath | 148 |
| Ravenswood Primary | Community School | 60% | 57% | 58% | 48% | 89% | 71% | Ipswich | Priory Heath | 149 |
| Thorndon CEVC Primary | Voluntary Controlled School | 60% | 33% | SUPP | SUPP | 70% | 70% | | Upper Gipping | 149 |
| Great Cornard Middle | Community School | 58% | 75% | 69% | 66% | 66% | 65% | Sudbury | Great Cornard | 151 |
| Rose Hill Primary | Community School | 58% | 56% | 61% | 68% | 87% | 74% | Ipswich | St Helens | 151 |
| Thurlow CEVC Primary | Voluntary Controlled School | 58% | NA | NA | NA | 58% | 63% | | Clare | 151 |
| Kessingland CEVC Primary | Voluntary Controlled School | 57% | NA | NA | NA | 73% | 43% | | Kessingland & Southwold | 154 |
| Howard Middle | Community School | 56% | 55% | 51% | 49% | 62% | 74% | Bury St Edmunds | Tower | 155 |
| Northfield St Nicholas Primary | Community School | 56% | NA | NA | NA | 71% | 69% | Lowestoft | Gunton | 155 |
| Dennington CEVC Primary | Voluntary Controlled School | 55% | 40% | SUPP | 69% | 100% | 64% | | Framlingham | 157 |
| Roman Hill Primary | Community School | 55% | NA | NA | NA | 73% | 68% | Lowestoft | Gunton | 157 |
| Bucklesham Primary | Community School | 53% | 80% | 65% | 54% | 86% | 86% | | Martlesham | 159 |
| New Cangle Primary | Community School | 53% | NA | NA | NA | 93% | 77% | Haverhill | Haverhill Cangle | 159 |
| Causton Junior | Community School | 52% | 68% | 61% | 71% | 76% | 69% | Felixstowe | Felixstowe N & Trimleys | 161 |
| Westfield Primary | Community School | 50% | NA | NA | NA | 67% | 62% | Haverhill | Haverhill E & Kedington | 162 |
| Worlingworth CEVC Primary | Voluntary Controlled School | 50% | 50% | SUPP | SUPP | 67% | 67% | | Thredling | 162 |
| Fen Park Primary | Community School | 46% | NA | NA | NA | 63% | 67% | Lowestoft | Lowestoft S | 164 |
| Corton CEVC Primary | Voluntary Controlled School | 44% | NA | NA | NA | 100% | 63% | Lowestoft | Gunton | 165 |
| Whitton Green Primary | Community School | 43% | NA | NA | NA | 52% | 62% | Lowestoft | Lowestoft S | 166 |
| St Margaret's Primary | Community School | 33% | NA | NA | NA | 64% | 29% | Lowestoft | Gunton | 167 |

KEY:

Schools below national average, but above Suffolk average

Schools below national and Suffolk average

Middle Schools